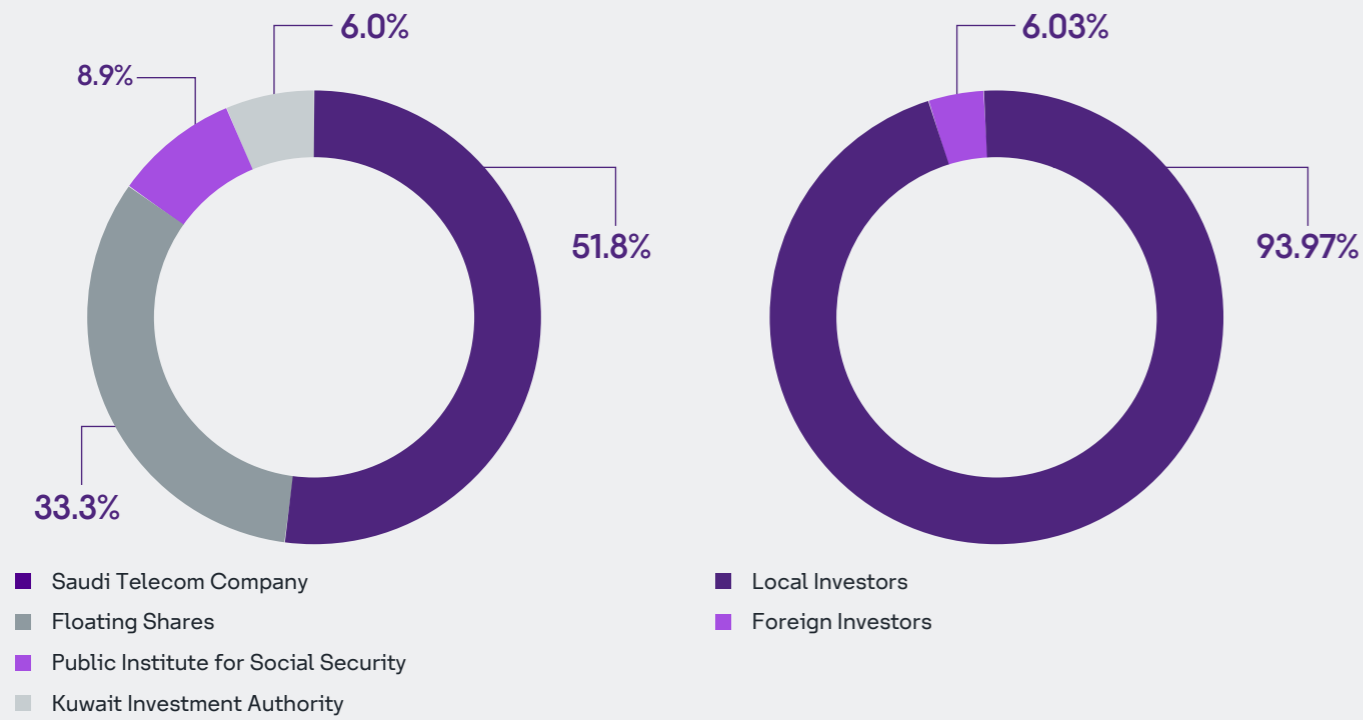


Shareholder Information

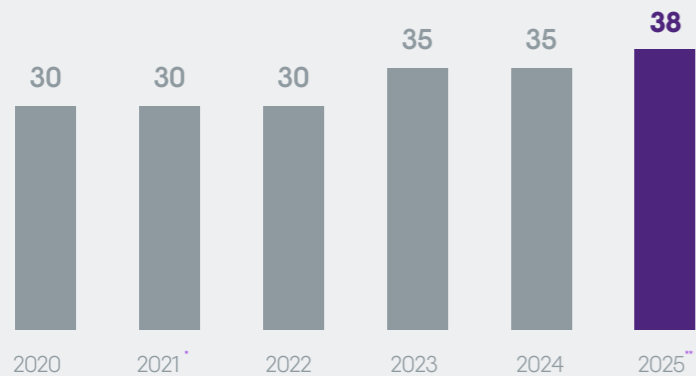
stc's Stock Performance

998.7
Million Shares

Number of Shares Issued and Paid



Cash Dividends



112%
Dividend Payout Ratio

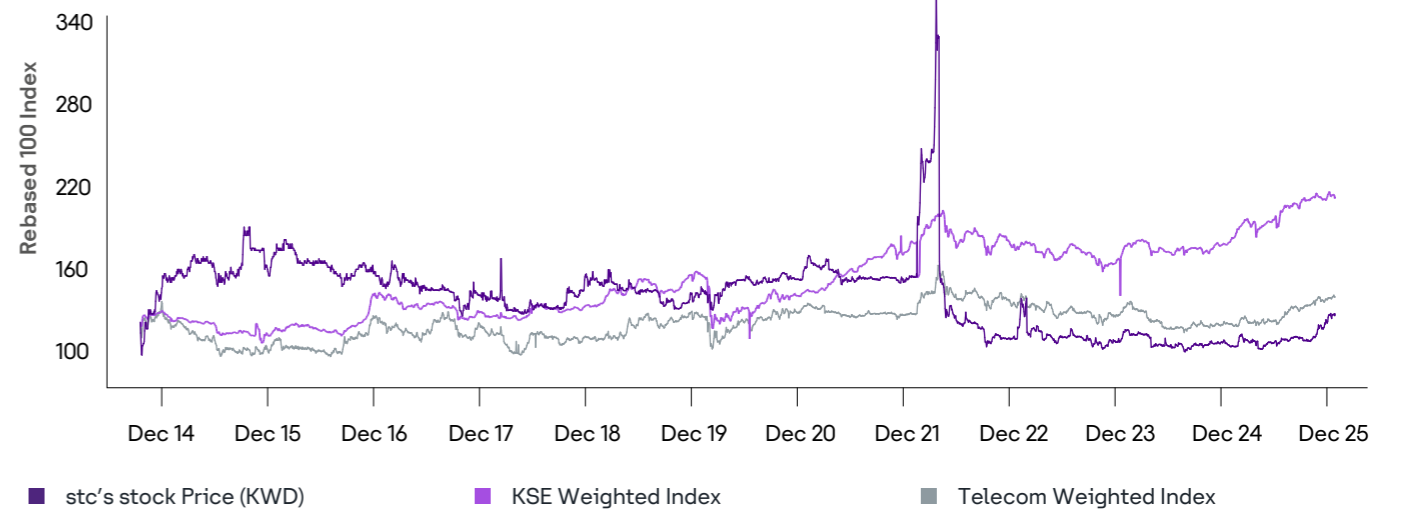
6.6%
Dividend Yield***

* 2020 and 2021 cash dividends per share are adjusted based on stc's new number of share resulted from the 100% bonus shares distribution in 2022.

** On 27 February 2026, the Board of Directors has recommended distributing cash dividends of 38 fils per share representing 38% of the share's nominal value for the year ended 2025. This recommendation is subject to the approval of the General Assembly of the company.

*** Dividend yield is calculated based on 2025 yearly average closing price (0.577 fils).

FY 2014-FY 2025 Stock Performance



* The stock price prior to the distribution of 100% bonus share on 18 April 2022 has been normalized.

FY 2025 Share Figures

Boursa Kuwait Ticker: **STC**

Close (KD)	0.690
52- Week Maximum (KD)	0.699
52- Week minimum (KD)	0.519
Market Cap. (KD mn)	6891
Volume Traded (Mn Shares)	262.2
Value Traded (Mn Shares)	151.7
Number of Deals	42,235
Share Turnover (%)	26.2%
YTD-2025 Total Return (%)*	34.8%

Index Inclusions & Market Recognition

MSCI

- MSCI Kuwait Index
- MSCI GCC Countries Small Cap Indexes
- MSCI GCC Countries Domestic Small Cap Indexes

FTSE

- FTSE Global Equity Shariah Index Series
- FTSE Global Equity Middle East & Africa Regional Index



Scan for Investor Relations contacts

* The total return is the stock return during 2025 plus the cash dividends of 35 fils per share.